




# POLYPROPYLENE CAM LEVER COUPLINGS


- GLASS FILLED POLYPRO WITH 304 ST. STEEL LEVERS AND PINS
- INTERCHANGEABLE WITH ALL TYPES OF CAM LEVER COUPLINGS
- EPDM GASKETS STANDARD - VITON AVAILABLE.
- 100 PSI @ 0°F, 125 PSI @ 70°F, 70 PSI @ 150°F


CAM LEVERS


 MALE ADAPT X FPT	<i>Fpt</i>	<i>Part#</i>	<i>List/E</i>
	1/2	CL050A	9.87
	3/4	CL075A	8.26
	1	CL100A	8.26
	1 1/4	CL125A	8.26
	1 1/2	CL150A	9.39
	1 1/2	CL150-125A	11.25
	2	CL200A	11.09
	3	CL300A	26.73
	4	CL400A	48.94


 FEM COUPLER X MPT	<i>Mpt</i>	<i>Part#</i>	<i>List/E</i>
	1/2	CL050B	22.69
	3/4	CL075B	18.86
	1	CL100B	21.69
	1 1/4	CL125B	21.69
	1 1/2	CL150B	25.47
	1 1/4	CL150-125B	30.56
	2	CL200B	30.99
	3	CL300B	52.06
	4	CL400B	123.82


 FEM COUPLER X HB	<i>Hb</i>	<i>Part#</i>	<i>List/E</i>
	1/2	CL050C	18.86
	3/4	CL075C	18.86
	1	CL100C	21.69
	1 1/4	CL125C	21.69
	1 1/2	CL150C	25.47
	1 1/4	CL150-125C	30.60
	2	CL200C	30.99
	3	CL300C	52.06
	4	CL400C	103.17

 FEM COUPLER X FPT	<i>Fpt</i>	<i>Part#</i>	<i>List/E</i>
	1/2	CL050D	18.86
	3/4	CL075D	18.86
	1	CL100D	21.69
	1 1/4	CL125D	21.69
	1 1/2	CL150D	25.47
	1 1/2	CL150-125D	30.56
	2	CL200D	30.99
	3	CL300D	52.06
	4	CL400D	103.17

 MALE ADAPT X HB	<i>Hb</i>	<i>Part#</i>	<i>List/E</i>
	1/2	CL050E	8.95
	3/4	CL075E	8.95
	1	CL100E	9.95
	1 1/4	CL125E	9.95
	1 1/2	CL150E	9.95
	1 1/2	CL150-125E	11.91
	2	CL200E	13.04

 MALE ADAPT X MPT	<i>Mpt</i>	<i>Part#</i>	<i>List/E</i>
	1/2	CL050F	8.95
	3/4	CL075F	8.95
	1	CL100F	9.95
	1 1/4	CL125F	9.95
	1 1/2	CL150F	9.95
	1/2	CL150-125F	11.91
	2	CL200F	13.04
	3	CL300F	34.21
	4	CL400F	48.94

 PLUG	<i>Size</i>	<i>Part#</i>	<i>List/E</i>
	1/2	CL075PL	8.95
	3/4	CL075PL	8.95
	1	CL100PL	8.56
	1 1/4	CL100PL	8.56
	1 1/2	CL150PL	11.51
	2	CL200PL	12.96
	3	CL300PL	27.16
	4	CL400PL	38.47

 CAP	<i>Size</i>	<i>Part#</i>	<i>List/E</i>
	1/2	CL075CAP	18.86
	3/4	CL075CAP	18.86
	1	CL100CAP	20.86
	1 1/4	CL100CAP	20.86
	1 1/2	CL150CAP	25.47
	2	CL200CAP	30.99
	3	CL300CAP	52.06

1/2" & 3/4" COUPLINGS INTERCHANGE  
COUPLING AND ADAPTER ENDS ARE 3/4"  
1" & 1 1/4" COUPLINGS INTERCHANGE  
COUPLING AND ADAPTER ENDS ARE 1"