

# MANIFOLD FITTINGS

-POSITIVE SEALS, QUICK ASSEMBLY

-360 DEGREE ORIENTATION

-NO THREADS, SEALANTS, OR PIPE TAPES

SIZES: 1" (Full Port) = MF16 (2.04" dia. flange)

2" (1 1/2" Port) = MF32 (3.07")

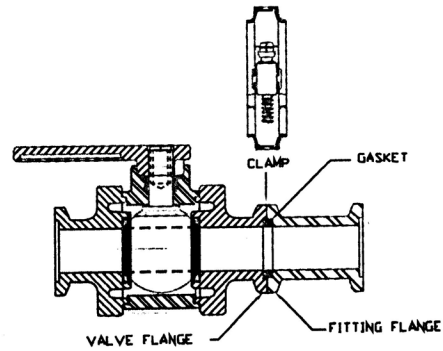
2" (Full Port) = MF32FP (3.27")


3" (Full Port) = MF48 (4.44")


MATERIAL: Glass-filled Polypropylene


CLAMPS: Stainless steel worm drive


SEALS: Epdm & Viton





	Fl	Hb	Part#	List/E
	1	1	MF16BRB	4.93
	1	3/4	MF1612BRB	4.93
	1	1 1/4	MF1620BRB	4.93
	2	1	MF3216BRB	11.45
	2	1 1/4	MF3220BRB	11.87
	2	1 1/2	MF3224BRB	10.47
	2	2	MF32BRB	11.45
	2FP	1 1/2	MF32FP24BRB	11.45
	2FP	2	MF32FPBRB	10.47
	3	2	MF4832BRB	35.21
	3	3	MF48BRB	31.84


	Fl	Part#	List/E
	1	MF16CPG	12.07
	2	MF32CPG	27.50
	2FP	MF32FP24CPG	30.79
	3	MF48CPG	36.37


	Fl	Part#	List/E
	2-1	MF3216CPG	31.22
	2FP-1	MF32FP16CPG	34.26
	2FP-2	MF32FP32CPG	34.26
	3-2	MF4832CPG	80.00
	3-2FP	MF4832FP24CPG	72.69


	Fl	Hb	Part#	List/E
	1	3/4	MF1612BRBE	5.95
	1	1	MF16BRBE	5.95
	1	1 1/4	MF1620BRBE	5.95
	2	1	MF3216BRBE	21.24
	2	1 1/4	MF3220BRBE	21.24
	2	1 1/2	MF3224BRBE	19.29
	2	2	MF32BRBE	21.24
	2FP	1 1/2	MF32FP24BRBE	21.24
	2FP	2	MF32FPBRBE	21.24
	3	2	MF4832BRBE	35.06
	3	3	MF48BRBE	85.25

	Fl	Part#	List/E
	1	MF16CPG45	23.82
	2	MF32CPG45	28.02
	2FP	MF32FP24CPG45	33.78
	3	MF48CPG45	138.38

	Fl	Part#	List/E
	1	MF16CPG45	15.98
	2	MF32CPG45	26.80
	2SH	MF32CPGESH	26.80
	2FP	MF32FP24CPG45	24.39
	3	MF48CPG45	115.63


	Fl	Mpt	Part#	List/E
	1	3/4	MF1612MPT	5.69
	1	1	MF16MPT	5.69
	1	1 1/4	MF1620MPT	5.69
	2	1 1/4	MF3220MPT	10.09
	2	1 1/2	MF3224MPT	10.09
	2	2	MF32MPT	10.09
	2FP	2	MF32FP24MPT	10.09
	3	3	MF48MPT	28.23
	1	1	MF16MPTSS	61.06
	2	1 1/4	MF3220MPTSS	104.60
	2	1 1/2	MF3224MPTSS	95.90
	2	2	MF32MPTSS	139.20
	2FP	1 1/2	MF32FP24MPTSS	137.97
	2FP	2	MF32FP24MPTSS	133.19
	3	3	MF48MPTSS	239.02


	Fl	Part#	List/E
	1	MF16TEE	14.73
	1	MF16TEE-L	14.73
	2	MF32TEE	28.23
	2-1RED	MF3216TEE	29.68
	2FP	MF32FP24TEE	28.23
	2FP-1RED	MF32FP16TEE	31.31
	3	MF48TEE	132.82


	Fl	Part#	List/E
	1	MF16CR	43.20
	2	MF32CR	70.44
	2FP	MF32FP24CR	77.48
	3	MF48CR	155.85


MANIFOLD FTG


# MANIFOLD FITTINGS


	Fl	Fpt	Part#	List/E
	1	1/2	MF168FPT	5.36
	1	3/4	MF1612FPT	5.36
	1	1	MF16FPT	10.14
	2	2	MF32FPT	29.44
	2FP	2	MF32FPFPT	47.36
	3	3	MF48FPT	76.27


	Fl	Fpt	Part#	List/E
	1		MF16PL	5.69
	2		MF32PL	10.09
	2FP		MF32FPPL	12.82
	3		MF48PL	34.26
	1	1/4	MF16PL-4	23.77
	2	1/8	MF32PL-2	25.65
	2	1/4	MF32PL-4	30.69
	2	3/8	MF32PL-6	33.54
	2	1/2	MF32PL-8	30.69
	2	3/4	MF32PL-12	30.69
	2	1	MF32PL-16	30.69
	2FP	3/4	MF32FPPL-12	46.73
	3	3/4	MF48PL-12	55.45
	3	1	MF48PL-16	57.18


	Fl	Part#	List/E
	1	MF16A	13.94
	2	MF32A	18.66
	2FP	MF32FPA	20.54
	3	MF48A	39.79


	Fl/Mat	Part#	List/E
	1/EPDM	MF16GE	4.48
	1/VITON	MF16GV	13.04
	2/EPDM	MF32GE	2.14
	2/VITON	MF32GV	23.38
	2FP/EPDM	MF32FPGE	2.27
	2FP/VITON	MF32FPGV	36.25
	3/EPDM	MF48GE	3.06
	3/VITON	MF48GV	49.77

	Fl	Part#	List/E
	1	MF16CL	12.38
	2	MF32CL	14.48
	2FP	MF32FPCL	15.07
	3	MF48CL	20.59

	Fl	Part#	List/E
	1	MV16CF	88.88
	2	MV32CF	122.42
	2FP	MV32FPCF	163.13
	3	MV48CF	267.83
	3FP	MV48FPCF	388.17
	1	MV16BL	139.88
	2	MV32BL	160.17
	2FP	MV32FPBL	231.88
		BL - BOTTOM LOAD - 3 WAY	
	1	MV16SL	139.88
	2	MV32SL	180.88
	2FP	MV32FPSL	231.88
		SL - SIDE LOAD - 3 WAY	

	Fl	Mesh	Part#	List/E
	1	*	MLST16-*	94.08
			* Specify 16,30,50,80,100 MESH	
	2	*	MLST32-*	159.29
			* Specify 16,30,50,80,100 MESH	

	Fl	Mesh	Part#	List/E
	2	*	MLS32-*	CALL
			* Specify 6,12,20,30,50,80,120 Mesh	
	2FP	*	MLS32FP-*	CALL
			* Specify 4,8,10,16,30,50,80,100 Mesh	
	3	*	MLS48-*	CALL
			* Specify 4,6,8,12,20,50 Mesh	

	Fl	Part#	List/E
	1	MF16BF	141.53
	2	MF32BF	141.58
	2FP	MF32FPBF	164.27
	3	MF48BF	219.59
	1	MF16BFBD	141.58
	2	MF32BFBD	141.58
	2FP	MF32FPBFBD	162.08
	3	MF48BFBD	221.65
		BD=BOTTOM DRAIN	

MANIFOLD FTG